

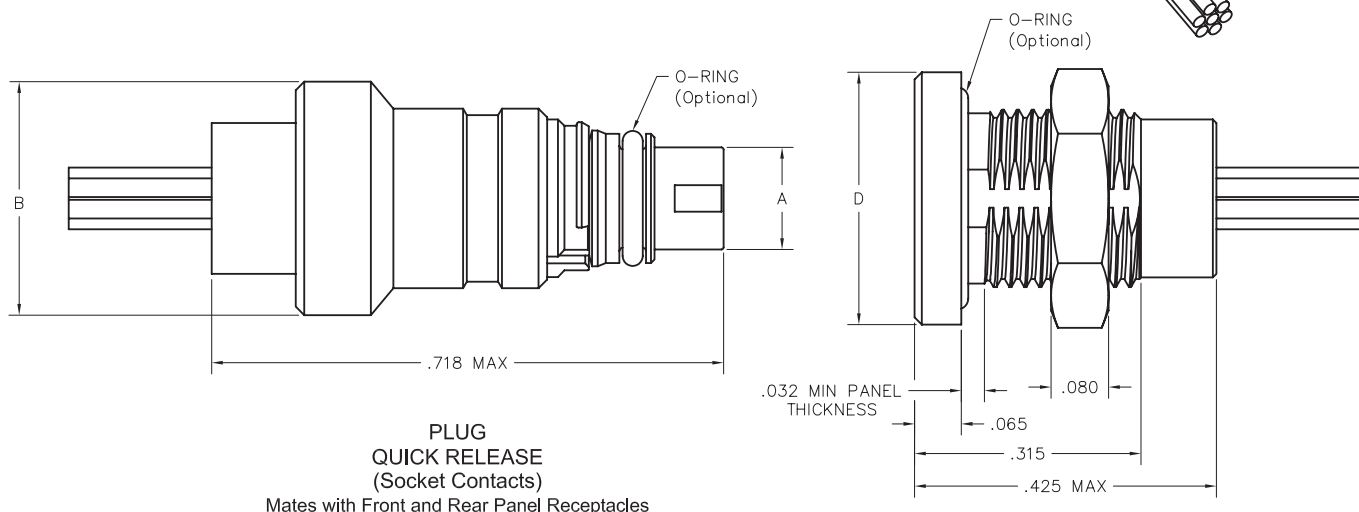
Circular Cable Connectors with Quick Release

NC

7 & 19 Contacts

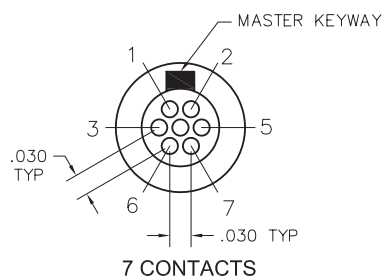
NC-141-007-261-00AC

NC-131-007-161-00AC

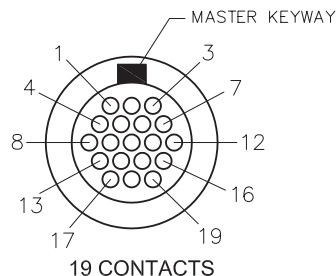


**PLUG
QUICK RELEASE
(Socket Contacts)**
Mates with Front and Rear Panel Receptacles

**RECEPTACLE
FRONT PANEL MOUNT
(Pin Contacts)**



7 CONTACTS



19 CONTACTS

Contact Arrangements

Face view, receptacle (Pin Contacts)

Cavity identification numbers are for reference and do not appear on connector.

PLUG DIMENSIONS			
MOUNT	SIZE	A MAX DIA	B MAX DIA
QUICK RELEASE	7 POS	.145	.330
	19 POS	.205	.326

RECEPTACLE DIMENSIONS			
MOUNT	SIZE	D MAX DIA	E THREAD
FRONT PANEL	7 POS	.356	.25-48 UNS-2A
	19 POS	.419	.3125-48 UNS-2A

— CLICK HERE —

REQUEST QUOTE

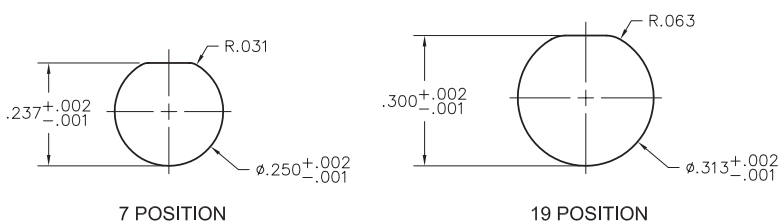
www.geminelec.com

PAGE 1 OF 3 PAGES

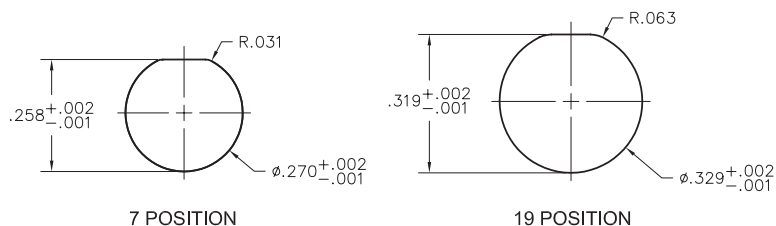
(800) 882-6414 | sales@geminelec.com

Circular Connectors Panel Mounting Dimensions

FRONT PANEL MOUNT



REAR PANEL MOUNT



— CLICK HERE —

REQUEST QUOTE

www.geminelec.com

PAGE 2 OF 3 PAGES

(800) 882-6414 | sales@geminelec.com

PLUG: NC-131-007-161-00AC
RECEPTACLE: NC-141-007-261-00AC
XX-XXX-XXX-XXX-XXXX

PLUG		RECEPTACLE	
SERIES			
NC	Circular Connector	NC	Circular Connector
BODY			
1	7 Position Shell	1	7 Position Shell
2	19 Position Shell	2	19 Position Shell
BODY STYLE:		BODY STYLE:	
1	Quick Release	2	Front Mount
3	Quick Release with o-ring	4	Front Mount with o-ring
		6	Rear Mount
		8	Rear Mount with o-ring
BODY MATERIAL:		BODY MATERIAL:	
1	Liquid Crystal Polymer Insulator Brass shell with Electroless nickel plating	1	Liquid Crystal Polymer Insulator Brass shell with Electroless nickel plating
SIZE			
XXX	Number of contacts (007 & 019)	XXX	Number of contacts (007 & 019)
CONTACTS			
TYPE CONTACTS/TERMINATIONS:		TYPE CONTACTS/TERMINATIONS:	
14	Socket, straight, .500" (.010 dia.)	24	Pin, straight, .500" (.010 dia.)
16	Socket, straight, crimped wire	26	Pin, straight, crimped wire
PLATING OPTIONS:		PLATING OPTIONS:	
1	50 u" Au contacts (crimped wire)	1	50 u" Au contacts (crimped wire)
5	50 u" Au contacts; Sn/Pb alloy terminations <input checked="" type="checkbox"/>	5	50 u" Au contacts; Sn/Pb alloy terminations <input checked="" type="checkbox"/>
8	50 u" Au contacts; Tin plated terminations	8	50 u" Au contacts; Tin plated terminations
HARDWARE			
STYLE OF HARDWARE:		STYLE OF HARDWARE:	
00	None	00	Jam nut
WIRING OPTIONS:		WIRING OPTIONS:	
00	None	00	None
XX	See wiring codes, Page NA-2	XX	See wiring codes, Page NA-2

= Option not RoHS compliant